



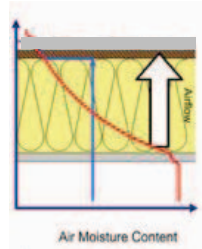
Crawlspaces

- Problem #1: Deal with liquid rain water
- Don't drain the site into the crawlspace
- Drain the crawlspace
 - To drain if below grade
 - To exterior if above

Building Science 2008 Slabs and Flooring No.16

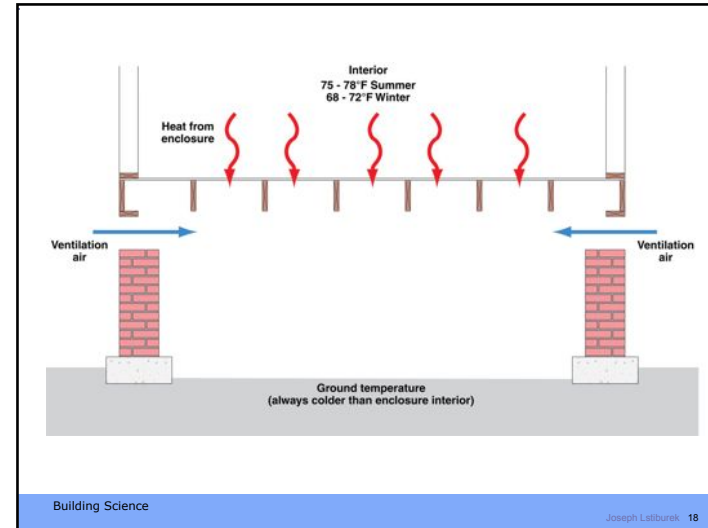
Crawlspaces

- Problem #2: Ventilation w/ outside humid air
 - Solution: Don't
- Ventilation with hot humid summer air
 - condenses on cool soil
 - condenses on cool floor
- Soil evaporation into space



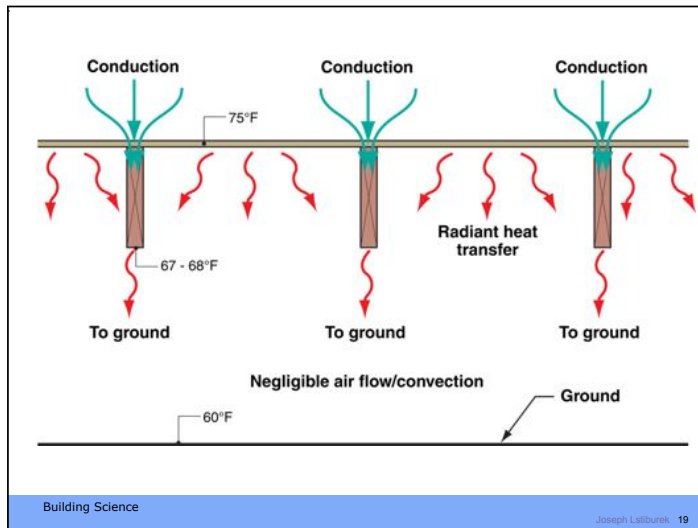
Building Science 2008

Slabs and Flooring No.17



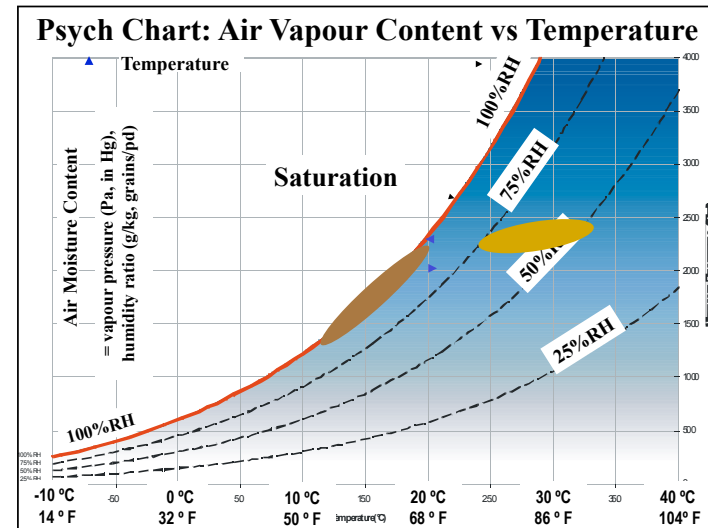
Building Science

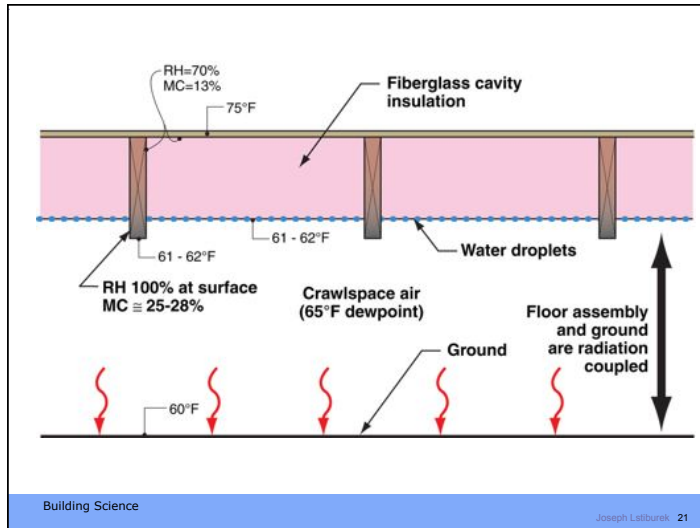
Joseph Labaree 18



Building Science

Joseph Labaree 19



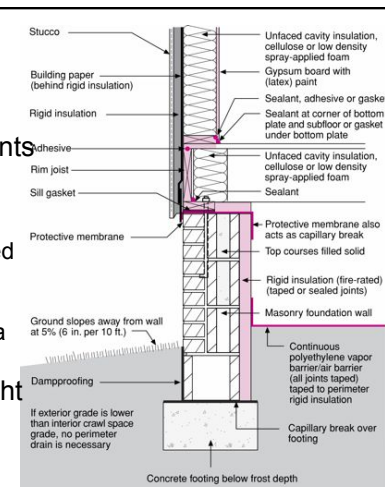


Crawlspaces Solutions

- Build like a basement
 - Do put sealed poly on the floor to:
 - Stop soil moisture diffusing up
 - Seal poly to control soil gas/radon
 - Don't ventilate with outdoor air
 - Stop bringing in water vapor
 - Do ventilate with indoor!
 - Condition the space to remove incidental vapor

Crawlspaces

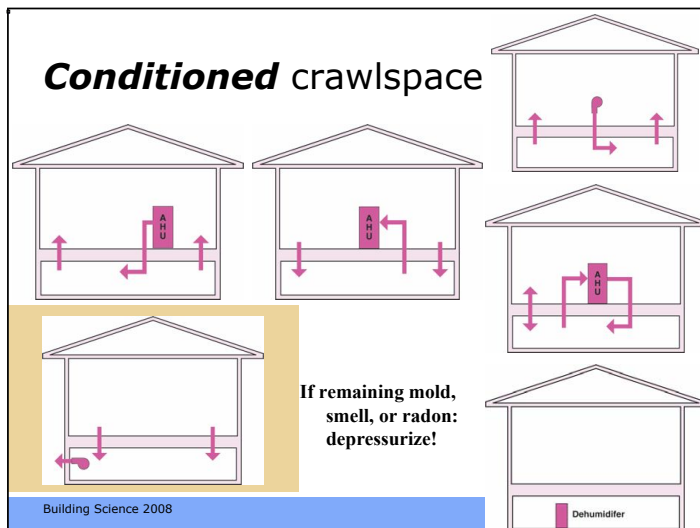
- Act as short basements
- Unvented
- **But Conditioned!**
 - Must have conditioned air to/from space
 - Air movement from conditioned space via fans, HVAC
- Airtight and vapor tight floor covering
- Floor drain?





Building Science

Joseph L. Sibbald 25



Building Science 2008

Dehumidifier

Vented

- Need to vent some times
- Poly on soil
- Wall upside down
- Flood drains
- Animal control

Building Science 2008

Slabs and Flooring No.28

Crawlspaces, Slabs and Flooring

