

Supplemental Dehumidification in Warm-Humid Climates

Building America Report - 1310

July 2013

Armin Rudd

Abstract:

This document covers a description of the need and applied solutions for supplemental dehumidification in warm-humid climates, especially for energy efficient homes where the sensible cooling load has been dramatically reduced.

Building designers, builders, HVAC designers, HVAC system contractors, above-code building program managers, utility energy efficiency program managers, and building researchers will be able to use this information to plan and deliver better residential buildings in warm-humid climates.

In older homes in warm-humid climates, cooling loads are typically high and cooling equipment runs a lot to cool the air. The typical cooling process also removes indoor moisture, reducing indoor relative humidity. However, at current residential code levels, and especially for abovecode programs, sensible cooling loads have been so dramatically reduced that the cooling system does not run a lot to cool the air, resulting in much less moisture removed. In these new homes, cooling equipment is off for much longer periods of time especially during spring/fall seasons, summer shoulder months, rainy periods, some summer nights, and some winter days. In warm-humid climates, those long off periods allow indoor humidity to become elevated due to internally generated moisture and ventilation air change. Elevated indoor relative humidity impacts comfort, indoor air quality (including allergen production and chemical offgassing/interactions), and building material durability. The HVAC and homebuilding industries are responding with supplemental dehumidification equipment, either stand-alone or integrated with central space conditioning systems, but that effort is really in its infancy compared to what will be needed to respond to the growing need to control indoor relative humidity in homes throughout the year in warm-humid climates.

Available supplemental humidity control options are described and discussed, with application guidance. Some options are less expensive but may not control indoor humidity as well as more expensive and comprehensive options. The best performing option is one that avoids overcooling (cooling below the requested set point) and avoids adding unnecessary heat to the space by using waste heat from the cooling system to reheat the cooled and dehumidified air to room-neutral temperature..

Supplemental Dehumidification in Warm-Humid Climates

Armin Rudd
Building Science Corporation

July 2013



NOTICE

This report was prepared as an account of work sponsored by an agency of the United States government. Neither the United States government nor any agency thereof, nor any of their employees, subcontractors, or affiliated partners makes any warranty, express or implied, or assumes any legal liability or responsibility for the accuracy, completeness, or usefulness of any information, apparatus, product, or process disclosed, or represents that its use would not infringe privately owned rights. Reference herein to any specific commercial product, process, or service by trade name, trademark, manufacturer, or otherwise does not necessarily constitute or imply its endorsement, recommendation, or favoring by the United States government or any agency thereof. The views and opinions of authors expressed herein do not necessarily state or reflect those of the United States government or any agency thereof.

Available electronically at <http://www.osti.gov/bridge>

Available for a processing fee to U.S. Department of Energy
and its contractors, in paper, from:

U.S. Department of Energy
Office of Scientific and Technical Information
P.O. Box 62
Oak Ridge, TN 37831-0062
phone: 865.576.8401
fax: 865.576.5728
email: <mailto:reports@adonis.osti.gov>

Available for sale to the public, in paper, from:

U.S. Department of Commerce
National Technical Information Service
5285 Port Royal Road
Springfield, VA 22161
phone: 800.553.6847
fax: 703.605.6900
email: orders@ntis.fedworld.gov
online ordering: <http://www.ntis.gov/ordering.htm>



Printed on paper containing at least 50% wastepaper, including 20% postconsumer waste

Supplemental Dehumidification In Warm-Humid Climates

Prepared for:

Building America

Building Technologies Program

Office of Energy Efficiency and Renewable Energy

U.S. Department of Energy

Prepared by:

Armin Rudd

Building Science Consortium

30 Forest Street

Somerville, MA 02143

NREL Technical Monitor: Cheryn Metzger

Prepared under Subcontract No. TASK ORDER NO. KNDJ-0-40337-03

July 2013

[This page left blank]

Contents

List of Figures	ii
List of Tables	iii
Definitions	iv
Abstract	1
Progression Summary	3
Introduction.....	4
Decision Making Criteria.....	5
Cost and Performance.....	7
Risk Identification	8
Technical Description	8
System Interaction.....	9
Measure Implementation	10
Install Procedure.....	10
Enhanced Cooling Option (Lower Evaporator Airflow and Overcooling).....	10
Stand-Alone Dehumidifier Option	13
Integrated Ducted Dehumidifier Option (Integrated with the Central System).....	18
Subcooling Reheat Option (with Enhanced Cooling option)	24
Full Condensing and Subcooling Reheat Option.....	26
DX Condenser-Regenerated Desiccant Dehumidifier Option	30
Gas-Regenerated Desiccant Dehumidifier Option	32
Verification Procedures and Tests	35
References	36

List of Figures

Figure 1. IECC Climate Zone map showing warm-humid line generally extending from Wilmington, NC to Dallas, TX.....	5
Figure 2. Standalone Dehumidifier option, in 1-story home closet application, with louvered closet door, near central system return air grille.....	14
Figure 3. Standalone Dehumidifier option, in 2-story home closet application, with louvered closet door, near central system return air grille.....	15
Figure 4. Stand-alone Ducted Dehumidifier option, in unvented crawlspace application.....	16
Figure 5. Stand-alone Ducted Dehumidifier, in basement application.....	17
Figure 6. Integrated Ducted Dehumidifier integrated with central system, in 1-story home closet application.....	19
Figure 7. Integrated Ducted Dehumidifier integrated with central system, in unvented attic application.....	20
Figure 8. Integrated Ducted Dehumidifier installation.....	21
Figure 9. Integrated Ducted Dehumidifier integrated with the central system, in an unvented crawlspace application.....	22
Figure 10. Integrated Ducted Dehumidifier integrated with central system, in basement application.....	23
Figure 11. Enhanced Cooling with Subcooling Reheat option.....	25
Figure 12. Photo of subcooling reheat coil.....	25
Figure 13. Full Condensing and Subcooling Reheat option, with modulating hot gas reheat, supplying dry air at room neutral temperature.....	27
Figure 14. Outdoor (left) and indoor (right) units of the Full Condensing and Subcooling Reheat option; the outdoor unit shows the three refrigerant connections to the indoor unit; the indoor unit shows the condenser reheat coil at the top.....	28
Figure 15. Controller with detailed settings and on-board diagnostics for the Full Condensing and Subcooling Reheat option with modulating hot gas reheat.....	29
Figure 16. DX Condenser-Regenerated Desiccant Dehumidifier option.....	31
Figure 17. Gas-Regenerated Desiccant Dehumidifier option.....	33

List of Tables

Table 1. First-Cost Estimates for Supplemental Dehumidification Systems	7
Table 2. Minimum Supplemental Dehumidification Capacity Guideline	8
Table 3. Humidity control performance of the Enhanced Cooling option, with the lower airflow and 2°F overcooling, compared to the conventional system	12
Table 4. Performance Criteria for ENERGY STAR Qualified Dehumidifiers (EPA 2011).....	13
Table 5. Humidity control performance of the Standalone Dehumidifier option, compared to the conventional system	18
Table 6. Humidity control performance of the Integrated Ducted Dehumidifier option, compared to the conventional system	24
Table 7. Humidity control performance of the Subcooling Reheat option, compared to the conventional system	26
Table 8. Humidity control performance of the Full Condensing and Subcooling Reheat option, compared to the conventional system	30
Table 9. Humidity control performance of the DX Condenser-Regenerated Desiccant Dehumidifier option, compared to the conventional system.....	32
Table 10. Humidity control performance of the Gas-Regenerated Desiccant Dehumidifier option, compared to the conventional system	34

Definitions

ach	air changes per hour
ach50	air changes per hour at 50 Pascal pressure differential
AHAM	Association of Home Appliance Manufacturers
AHRI	Air Conditioning Heating and Refrigeration Institute
AHU	Air handler unit
ASHRAE	American Society of Heating, Refrigerating and Air-Conditioning Engineers
ASTM	American Society for Testing And Materials
BA	Building America Program. More information about BA can be found at www.buildingamerica.gov
BeOpt	Building Energy Optimization Program – House energy simulation program and primary analysis tool for Building America homes.
BPM	brushless permanent magnet
BSC	Building Science Corporation. More information about BSC can be found at www.buildingscience.com
CFIS	Central-fan-integrated supply ventilation
cfm50	Cubic feet per minute at 50 Pascal test pressure differential
DOE	U.S. Department of Energy
EF	Energy Factor
EPA	U.S. Environmental Protection Agency
ERV	Energy recovery ventilator
HRV	Heat recovery ventilator
HUD	U.S. Department of Housing and Urban Development
ICC	International Code Council
IECC	International Energy Conservation Code. More information can be found at http://www.energycodes.gov/
IMC	International Mechanical Code
IRC	International Residential Code
MERV	Minimum Efficiency Rating Value
NREL	National Renewable Energy Laboratory
Pa	Pascal; SI unit of pressure (one Newton per square meter)
RH	relative humidity

Abstract

This document covers a description of the need and applied solutions for supplemental dehumidification in warm-humid climates, especially for energy efficient homes where the sensible cooling load has been dramatically reduced.



Building designers, builders, HVAC designers, HVAC system contractors, above-code building program managers, utility energy efficiency program managers, and building researchers will be able to use this information to plan and deliver better residential buildings in warm-humid climates.

In older homes in warm-humid climates, cooling loads are typically high and cooling equipment runs a lot to cool the air. The typical cooling process also removes indoor moisture, reducing indoor relative humidity. However, at current residential code levels, and especially for above-code programs, sensible cooling loads have been so dramatically reduced that the cooling system does not run a lot to cool the air, resulting in much less moisture removed. In these new homes, cooling equipment is off for much longer periods of time especially during spring/fall seasons, summer shoulder months, rainy periods, some summer nights, and some winter days. In warm-humid climates, those long off periods allow indoor humidity to become elevated due to internally generated moisture and ventilation air change. Elevated indoor relative humidity impacts comfort, indoor air quality (including allergen production and chemical off-gassing/interactions), and building material durability. The HVAC and homebuilding industries are responding with supplemental dehumidification equipment, either stand-alone or integrated with central space conditioning systems, but that effort is really in its infancy compared to what will be needed to respond to the growing need to control indoor relative humidity in homes throughout the year in warm-humid climates.

Available supplemental humidity control options are described and discussed, with application guidance. Some options are less expensive but may not control indoor humidity as well as more expensive and comprehensive options. The best performing option is one that avoids overcooling (cooling below the requested set point) and avoids adding unnecessary heat to the space by using waste heat from the cooling system to reheat the cooled and dehumidified air to room-neutral temperature.

When the guideline was last published: None

Author(s): Armin Rudd

Building America Team lead: Building Science Corporation

Acknowledgements: The participation of manufacturing partners, Research Products Corporation/Aprilaire, and AAON, Inc., is gratefully acknowledged.

Progression Summary



Introduction

This document is focused on indoor humidity control in warm-humid climates. In the last decade, building codes and market demands have been quickly pushing up the energy efficiency requirements of residential buildings. Overall, this is good, and produces a significant net energy and cost savings. However, this situation has forced us to rethink the way we have traditionally thought about conventional residential space conditioning system design in warm-humid climates. Most building efficiency improvements brought about by code requirements and above code incentive programs, such as more insulation, better windows, low-power lighting and more efficient appliances, are directed at lowering sensible gains while latent (moisture) gains remain mostly unchanged. Latent gains are mostly related to internal moisture generation by occupants and their activities, and ventilation requirements. Because conventional cooling systems are directed to control to a temperature set point, cooling systems in these more efficient, low sensible gain houses, have longer off-times. During those longer off-times, indoor moisture can build up and cause elevated levels of indoor relative humidity (RH). Elevated RH impacts comfort, indoor air quality, and sometimes material durability if mold or fungi growth occurs. Therefore, at some times when there is no need to lower the space air temperature, supplemental dehumidification will still be needed to maintain the relative humidity below acceptable levels. Maximum indoor RH thresholds vary depending on the criteria. For example, to control for dust mite allergen, a maximum of 50% RH is recommended. To control for comfort, at typical indoor cooling season temperatures, a maximum of 60% RH is recommended. To avoid wintertime condensation on metal window frames and single-glazed windows, often resulting in mold on sills, the threshold would be 50% RH or lower.

The information provided in this Measure Guideline applies whether the home was constructed new or retrofitted to be high performance/low sensible heat gain.

Extensive field testing was done with BSC builder partners in Texas and Florida in 2001 to 2007 (Rudd et al. 2003, Rudd 2004, Rudd et al. 2005, Rudd 2006, Rudd and Henderson 2007, Rudd 2007(b)). In part, that testing revealed that supplemental dehumidification was needed in high performance, low sensible heat gain homes in order to maintain indoor relative humidity below 60% year-round. Detailed simulations later confirmed that and expanded on those findings (Rudd et al. 2013).



Off-the-shelf stand-alone supplemental dehumidification systems and central system integrated supplemental dehumidification solutions that allow year-round indoor relative humidity control

between 50% and 60% were employed to address this problem. Supplemental dehumidification provides an opportunity to market year-round comfort in warm-humid climates, and is intended to enable further reduction in sensible cooling loads, through further efficiency improvements, without the risk of elevated indoor humidity.

While these advancements have been important and needed in the residential space conditioning industry, supplemental dehumidification technology continues to improve and evolve, and the market for these products is still in its infancy. Design capacity prediction is subject to many unknowns, the most important being sensitivity to internal moisture generation by occupants.

Decision Making Criteria

Generally, the decision to employ supplemental dehumidification is coupled with efficiency improvements resulting in low sensible cooling loads in warm-humid climates (Figure 1 below the red line). However, there are some situations where supplemental dehumidification is needed that are not related to efficiency improvements. Those situations are generally found in multi-family buildings, especially first floor units with little outside wall or roof exposure, or where homes are very shaded by trees or buildings. High outdoor humidity in coastal areas can make supplemental dehumidification important further north than the IECC warm-humid line extending generally from Wilmington, NC to Dallas, TX (Figure 1). The type of construction, and time of year of construction and occupancy, can also have an important impact on indoor humidity control. For example, a slab-on-grade, concrete or masonry unit wall home constructed in late summer and occupied in the fall, or constructed in winter and occupied in spring has a lot of interior moisture to remove due to construction materials drying but little chance of consistent moisture removal until the main cooling season begins. While in some cases, this may require only temporary supplemental dehumidification, builders of high performance homes in warm-humid climates will likely find it more efficient and acceptable to their overall customer base to treat all homes (at least in a given

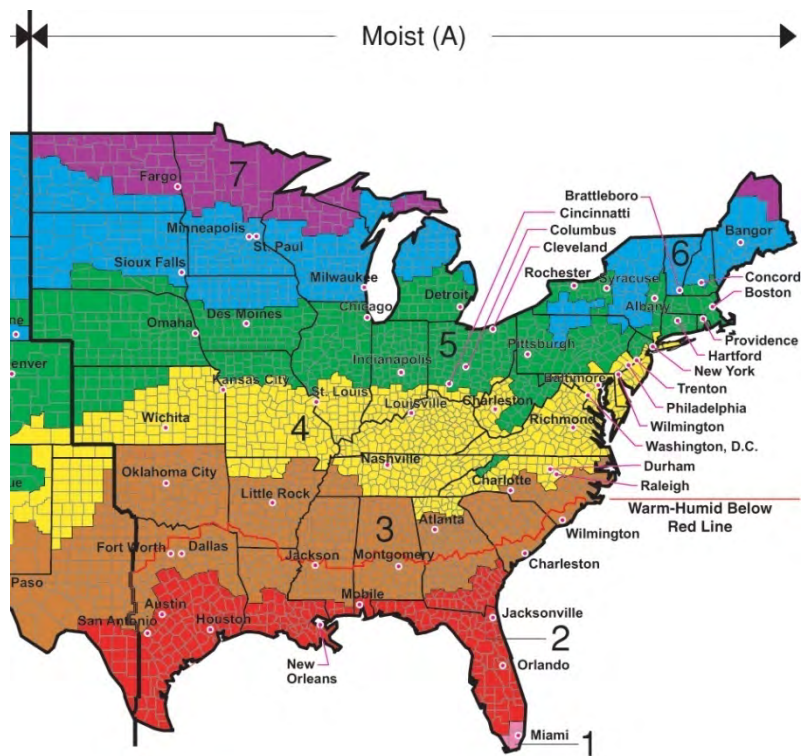


Figure 1. IECC Climate Zone map showing warm-humid line generally extending from Wilmington, NC to Dallas, TX

community) alike by employing the more robust permanent supplemental dehumidification solution.

Cost and Performance

Supplemental dehumidification, in and of itself, does not save energy, rather, it is justified by enabling the energy savings from dramatically reduced sensible cooling loads in warm-humid climates. The supplemental dehumidification solution is intended to enable further reduction in sensible cooling load, through further efficiency improvements, without the risk of elevated indoor humidity.

The estimated equipment cost of supplemental dehumidification, including labor, can range from \$400 to \$2,000 depending on the system solution chosen. A stand-alone dehumidifier will cost the least and a desiccant dehumidifier integrated with the central space conditioning system will cost the most. The PROGRESSION SUMMARY chart at the beginning of the document follows this order and Table 1 provides more cost estimate detail.

Table 1. First-Cost Estimates for Supplemental Dehumidification Systems

Supplemental Dehumidification System	First-Cost Estimate
Stand-alone Dehumidifier with Remote Dehumidistat	\$400
Integrated Ducted Dehumidifier	\$1,000
Sub-cooling Reheat	\$1,600
Full-condensing Reheat	\$1,750
Desiccant Dehumidifier	\$2,000

The most effective solutions, having relatively low operating cost and essentially eliminating indoor humidity above 60% RH, are:

- full condensing and subcooling reheat integrated with the central cooling system;
- ducted dehumidifier;
- stand-alone dehumidifier with central system mixing; and
- DX condenser-regenerated desiccant dehumidifier.

Supplemental dehumidification operating energy of about 170 kWh/yr can be expected for a HERS Index 50 house (having ducts inside conditioned space) with a 60% RH set point. About five times that can be expected with a 50% RH set point.

A second tier performer is the subcooling reheat system but that system allows more elevated RH hours. A third tier (not considered as supplemental dehumidification) is the enhanced cooling option which uses controls for 2°F of overcooling and lower airflow (200 cfm/ton) activated at 50% RH. Two-speed and variable speed systems do little to reduce hours of elevated relative humidity in warm-humid climates unless coupled with the enhanced cooling option listed above.

Risk Identification

Elevated RH impacts comfort, indoor air quality, and sometimes material durability if mold or fungi growth occurs. Counting hours above a given RH threshold is a reasonable metric to determine a system’s effectiveness in reducing or eliminating elevated indoor RH. 60% RH is a reasonable and commonly used threshold.

Technical Description

Table 2 gives a listing of recommended minimum supplemental dehumidification capacities for several different conditions¹. Those conditions depend on the desired RH set point, and on houses size and occupancy, resulting in expected internal moisture generation. The capacities listed reasonably well match the capacities of available dehumidification equipment, and are given at the AHAM rating condition of 80°F and 60% RH. Moisture removal capacity in typical homes at lower temperatures, or lower RH, or both, will be lower than the AHAM rated capacity, but that was considered in making Table 2.

Table 2. Minimum Supplemental Dehumidification Capacity Guideline

	Minimum Supplemental Dehumidification Capacity ¹			
	Small to Medium House Size roughly < 2500 ft ²		Larger House Size roughly > 2500 ft ²	
	60% RH set point	50% RH set point	60% RH set point	50% RH set point
Average internal moisture generation, for 4 people (12 lb/day)	40 pint/day (1.7 lb/h)	60 pint/day (2.5 lb/h)	60 pint/day (2.5 lb/h)	80 pint/day (3.3 lb/h)
Higher internal moisture generation, or more than 4 people (24 lb/day)	50 pint/day (2.1 lb/h)	70 pint/day (2.9 lb/h)	70 pint/day (2.9 lb/h)	90 pint/day (3.8 lb/h)

¹ Capacities listed are based on AHAM rating at 80 °F and 60% RH

¹ These recommendations are based on the author’s best estimates accumulated over a decade of experience with applying and analyzing supplemental dehumidification systems. Also see references Rudd 2013 and CMHC 2009 for additional information.

System Interaction

Designers or builders sometimes want to know if the cooling system capacity can be reduced because of installed supplemental dehumidification capacity. The answer is, no. The reason for that is that operation of supplemental dehumidification is not coincident with the peak design conditions of a cooling system. A cooling system is designed to meet the summer peak sensible cooling load, while understanding that at that condition it will also have some latent (moisture removal) capacity (generally being 20 - 25% of total capacity). At summer cooling design conditions, supplemental dehumidification is not needed. Supplemental dehumidification is needed during spring/fall seasons, summer shoulder months, rainy periods, some summer nights, and even some winter days in warm-humid climates.

Measure Implementation

Scope of Work

- A. Determine the minimum supplemental dehumidification capacity needed. See Table 2.
- B. Determine whether a less expensive stand-alone dehumidifier approach or a more expensive and comprehensive central system integrated approach will be used. See Figure 2 to Figure 17.
- C. Determine how whole-house distribution of dehumidified air will be accomplished (i.e. timed periodic operation of the central system blower or make sure interior doors stay open).
- D. Determine a good representative location for installing the dehumidifier controller (dehumidistat) with relative humidity display.
- E. Install the system.
- F. For dehumidifiers integrated with the central system, install a backflow preventer damper in the dehumidifier outlet duct. Use a “Wye” fitting to connect to the dehumidifier supply duct to the central system supply duct/plenum to help move the dehumidified air downstream for better distribution. See Figure 6 and Figure 7.
- G. Verify proper operation of the dehumidifier and control system.

Install Procedure

Enhanced Cooling Option (Lower Evaporator Airflow and Overcooling)

For comparison, the Conventional System for the HERS Index 50 house referred to in this guideline was a SEER 17.7, 2-speed compressor system with a BPM motor variable speed indoor fan (Rudd et al. 2013; Rudd 2013). The Enhanced Cooling humidity control option is the same as the Conventional System except with controls to provide lower airflow and space overcooling when space humidity is high. These are usually programmable settings on higher-end cooling equipment and thermostat/dehumidistat products. HVAC contractors are typically familiar with this and would implement it for the builder. Operation in Enhanced Cooling mode is limited to 50% runtime (10 minutes ON, 10 minutes OFF) and the operating fan power for the brushless permanent magnet (BPM) motor drops from 0.35 to 0.1 W/cfm at low airflow.

Conventional direct expansion (DX) cooling systems are typically AHRI rated with airflow of between 350 – 400 cfm/ton of total cooling capacity. Lowering the cfm/ton improves latent cooling performance (moisture removal) but increases energy consumption because of the work it takes to condense additional water vapor. For the results shown in this guideline, the airflow was lowered to 200 cfm/ton. There is a practical limit to lowering the cfm/ton because if parts of the evaporator coil drop to 32°F, frosting and eventual icing of the coil will occur. Ice further blocks airflow, creating more ice, and eventually makes it impossible to deliver the conditioned air. As a protection against icing, the low airflow operation is typically limited in time, and for

further protection, temperature switches or sensors can be strategically placed on coil to stop the compressor if the coil temperature drops too low.

Overcooling means, when space humidity increases above the RH set point, the cooling temperature set point is reduced 2°F below the requested temperature set point to continue the cooling operation in hopes of meeting the RH set point. This operation also carries with it a risk of occupant discomfort complaints due to the wide range of temperature control.

This humidity control option is “enhanced cooling” rather than “supplemental dehumidification” because when the minimum cooling set point is satisfied (2°F below the requested set point in this case) then there will no longer be any call for cooling or the moisture removal that typically occurs with that cooling. In other words, moisture removal is locked out at that point.

The information in all of the humidity control performance tables in this document come from two much more detailed references: Rudd et al. 2013 and Rudd 2013. Table 3 shows the humidity control performance of the Enhanced Cooling option with lower airflow and overcooling, compared to conventional cooling, for three cities in the IECC warm-humid climate region (Miami, Orlando, Houston). As shown in Table 3, this humidity control option is not effective at controlling the indoor humidity near 50% RH, but it can be effective in Miami and Houston at controlling the indoor RH near 60% as long as the cooling enhancements are activated whenever the indoor RH is greater than 50% RH. For a HERS Index 50 house, the cost of doing that is low (less than \$10/yr).

Table 3. Humidity control performance of the Enhanced Cooling option, with the lower airflow and 2°F overcooling, compared to the conventional system

	Hours Above 62% RH	Hours Above 52% RH	Total HVAC Electric without Furnace (kWh)	Total HVAC Costs with Furnace (\$)	Comparison to Conv. Sys
Miami, HERS 50, CFIS					
Conventional System	627	3,280	2,821	288	100%
Low Airflow+Overcooling					
60% RH setpoint	529	3,275	2,832	289	100%
50% RH setpoint	40	1,975	2,912	298	104%
Orlando, HERS 50, CFIS					
Conventional System	609	4,087	2,140	261	100%
Low Airflow+Overcooling					
60% RH setpoint	611	4,087	2,144	261	100%
50% RH setpoint	324	2,797	2,218	270	104%
Houston, HERS 50, CFIS					
Conventional System	234	2,281	2,261	267	100%
Low Airflow+Overcooling					
60% RH setpoint	228	2,263	2,264	267	100%
50% RH setpoint	48	1,600	2,308	273	102%

Stand-Alone Dehumidifier Option

This supplemental dehumidification option includes two versions: a portable, Stand-alone Dehumidifier (non-ducted), and a Stand-alone Ducted Dehumidifier, both of which independently supplement the moisture removal of the conventional cooling system. The smaller portable version is typically a 40 to 50 pint/day dehumidifier. The larger version is typically a dehumidifier having 65 - 90 pint/day moisture removal capacity. The dehumidifier operates to maintain the dehumidification set point independently of the conventional air conditioner. To ensure distribution of dehumidified air, and for room air feedback to the centrally located dehumidistat, a fan control ensures that the central system fan runs a minimum of about 10 minutes each hour to provide mixing in the space, based on a recirculation turnover rate of 0.5 air changes per hour (ACH).

The 1-story and 2-story configurations shown in Figure 2 and Figure 3 are representative of a Standalone Dehumidifier installed in a mechanical closet or a hall linen closet with a louvered door. It is best if the closet location is near the main central system return air grille. That will help distribute the dehumidified air throughout the conditioned space. It is also best if the dehumidistat to activate and deactivate the dehumidifier is installed near the central system return air grille, even though it can work to use the dehumidistat control that comes standard on the unit. Installing the dehumidistat remotely requires an electrician to install a line voltage dehumidistat that controls the dehumidifier power receptacle, or installing a low-voltage to line-voltage relay in the receptacle box. Referring to the different dehumidistat location shown in Figure 4 versus Figure 5, in 2-story homes where the first floor is very open to the second floor, due to moisture buoyancy, it can be better to install the dehumidistat on the second floor even when the dehumidifier outlet supplies only to the first floor. This is a matter of gaining experience with specific installations.

Table 4 shows the current (Version 3.0, October 2011) performance criteria for Energy Star qualified dehumidifiers.

Table 4. Performance Criteria for ENERGY STAR Qualified Dehumidifiers (EPA 2011)

Product Capacity (Pints/day)	Energy Factor (EF) Under Test Conditions (L/kWh)
< 75	≥ 1.85
≥ 75 to 185	≥ 2.80

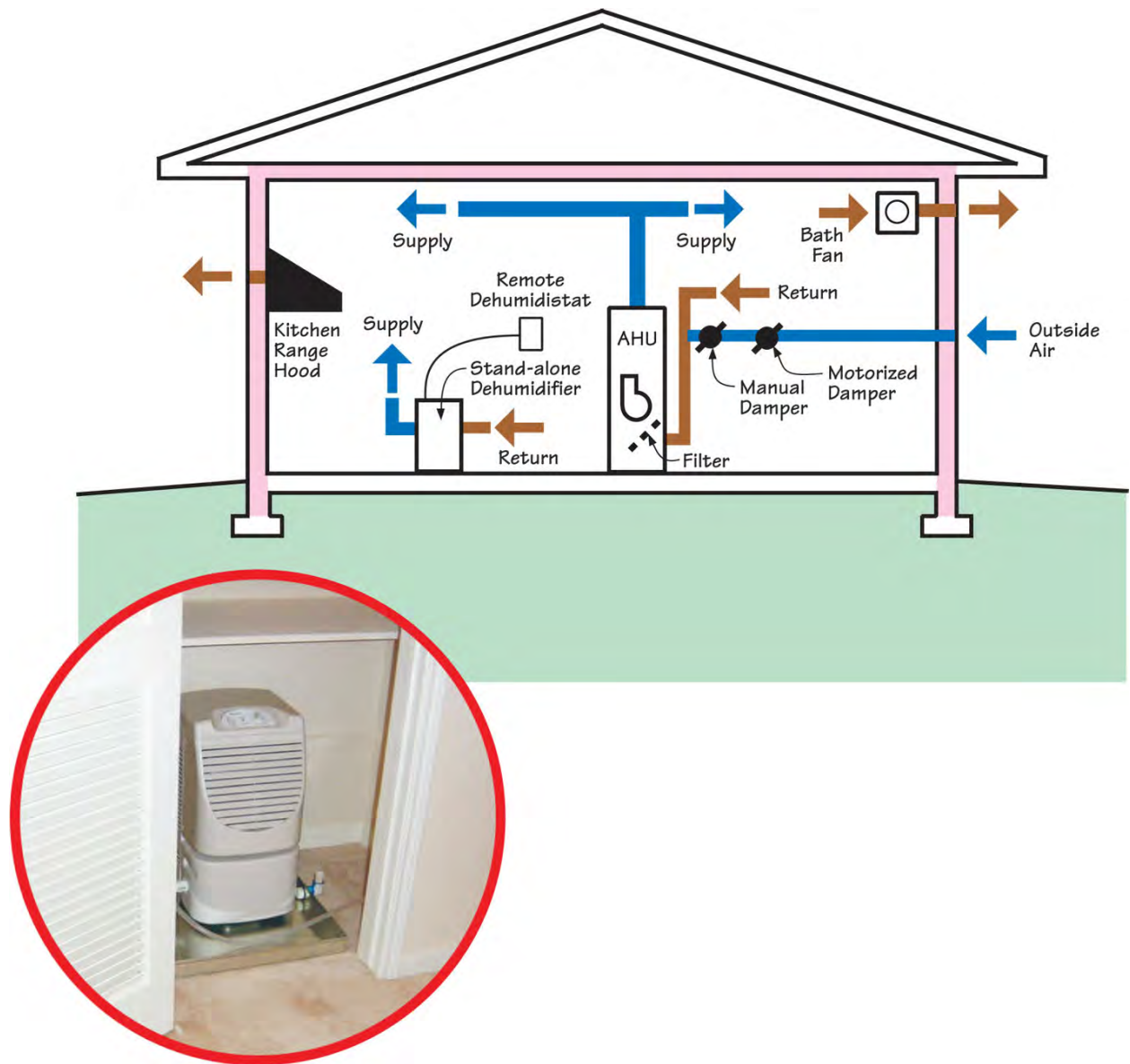


Figure 2. Standalone Dehumidifier option, in 1-story home closet application, with louvered closet door, near central system return air grille

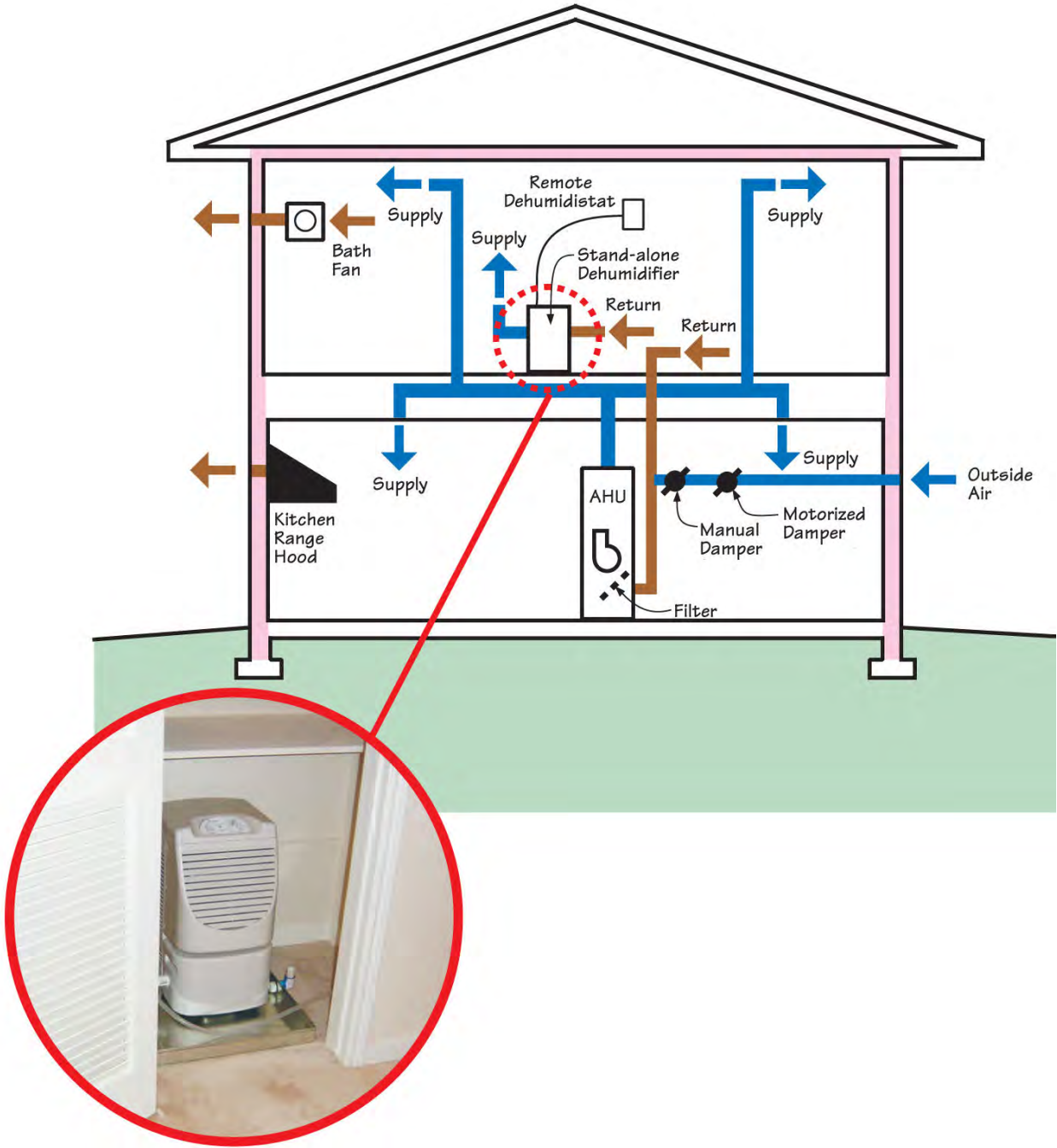


Figure 3. Standalone Dehumidifier option, in 2-story home closet application, with louvered closet door, near central system return air grille

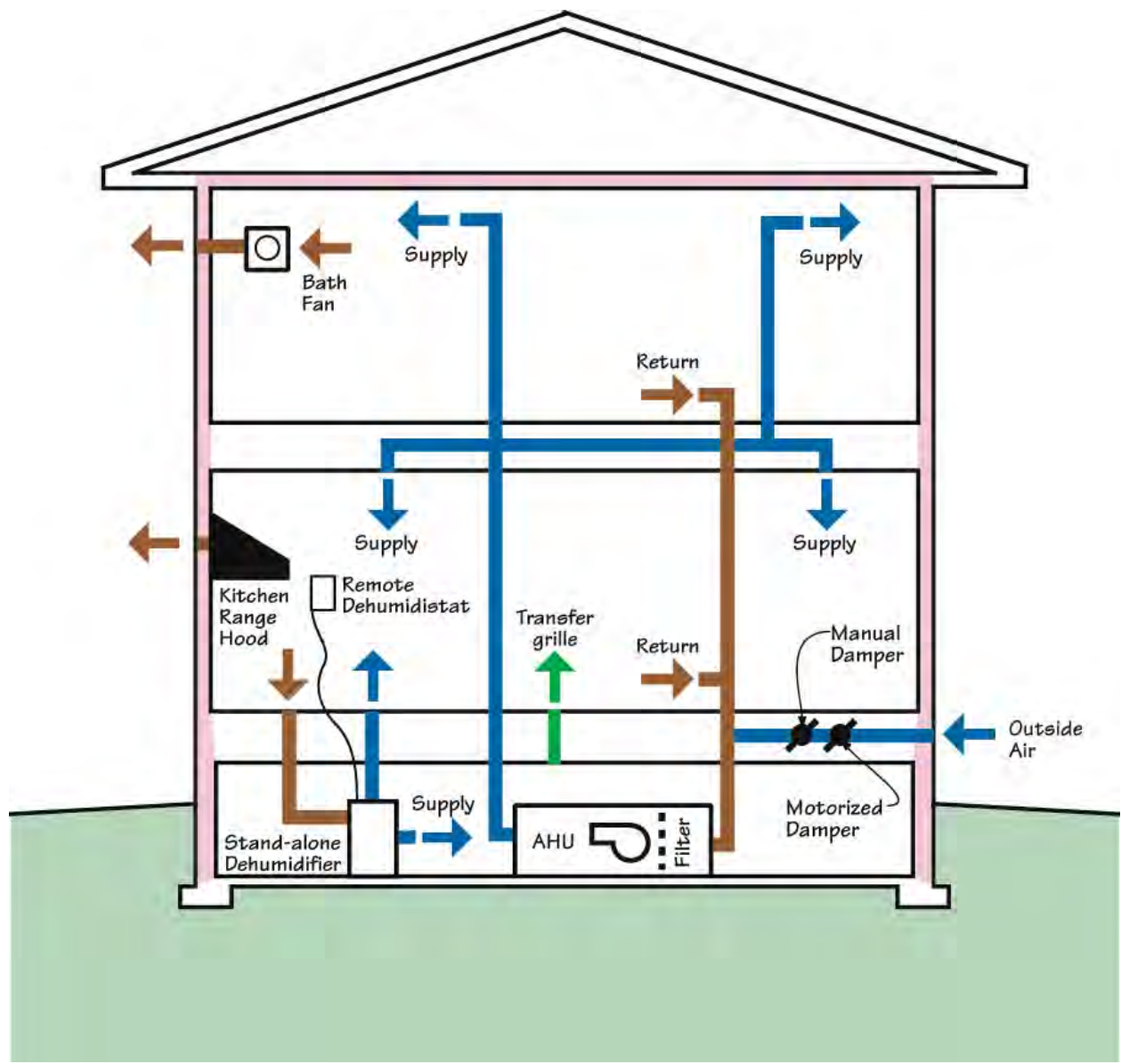


Figure 4. Stand-alone Ducted Dehumidifier option, in unvented crawlspace application

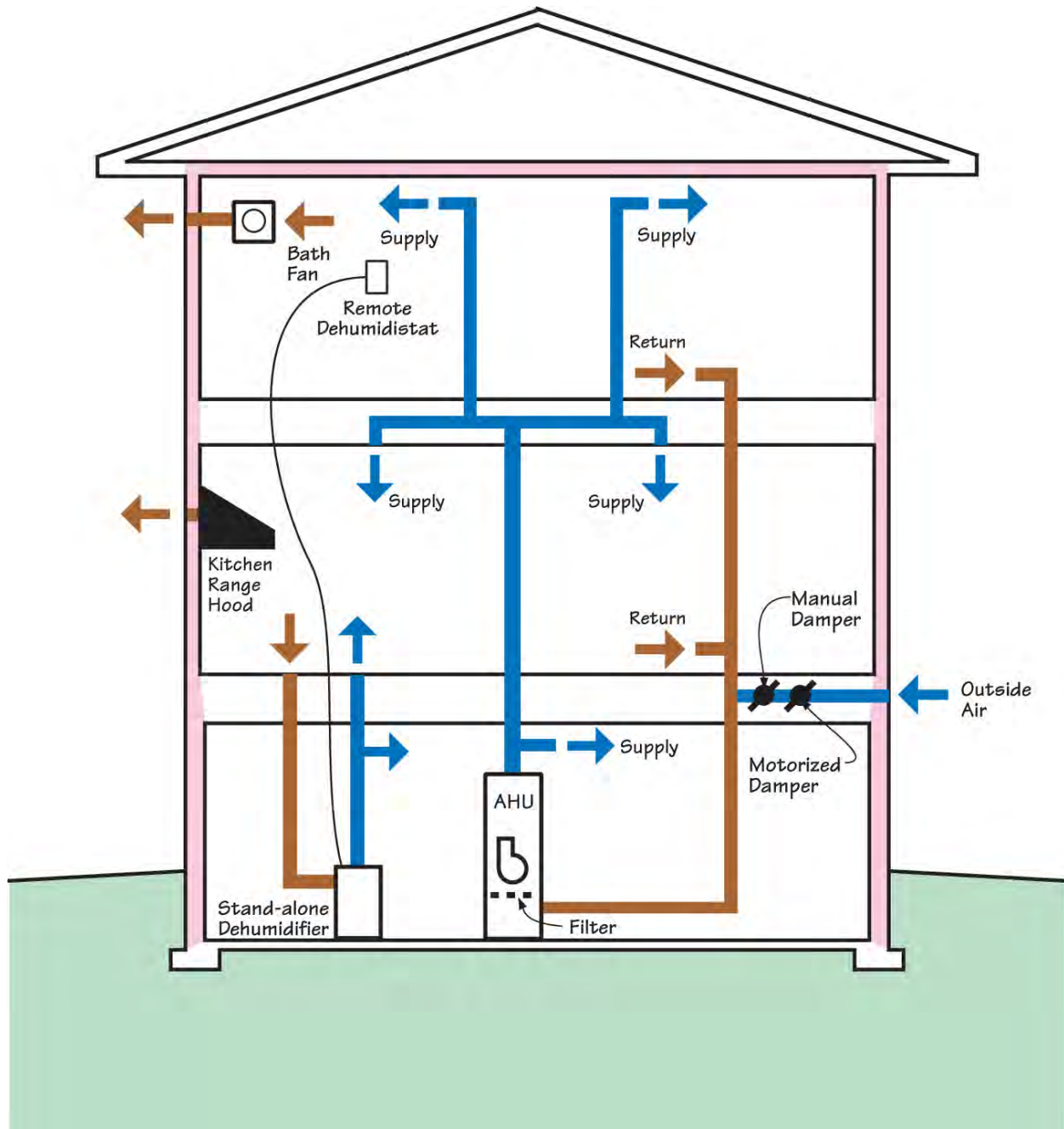


Figure 5. Stand-alone Ducted Dehumidifier, in basement application

Table 5 shows the humidity control performance of the Standalone Dehumidifier option, compared to conventional cooling, for three cities in the IECC warm-humid climate region (Miami, Orlando, Houston). These performance results take into account the heat added to the space by the dehumidifier. Field experience and computer modeling have shown that supplemental dehumidification is mostly needed when the house interior conditions are floating

between the cooling and heating set points, which diminishes the cooling energy consumption impact of dehumidifier waste heat. As shown in Table 5, this humidity control option is effective at controlling the indoor humidity near 50 - 60% RH. For a HERS Index 50 house, the annual cost of controlling the indoor humidity to 60% RH is low (about \$10, or 1 – 4% increase in total HVAC operating costs compared to the conventional system). Controlling indoor humidity to 50% RH increases total HVAC cost by up to \$75/yr, or 30% more than the conventional system.

Table 5. Humidity control performance of the Standalone Dehumidifier option, compared to the conventional system

	Hours Above 62% RH	Hours Above 52% RH	Total HVAC Electric without Furnace (kWh)	Total HVAC Costs with Furnace (\$)	Comparison to Conv. Sys
Miami, HERS 50, CFIS					
Conventional System	627	3,280	2,821	288	100%
Standalone Dehumidifier					
60% RH setpoint	-	3,185	2,932	298	104%
50% RH setpoint	-	-	3,598	365	127%
Orlando, HERS 50, CFIS					
Conventional System	609	4,087	2,140	261	100%
Standalone Dehumidifier					
60% RH setpoint	-	3,834	2,272	269	103%
50% RH setpoint	-	16	3,055	337	129%
Houston, HERS 50, CFIS					
Conventional System	234	2,281	2,261	267	100%
Standalone Dehumidifier					
60% RH setpoint	-	2,035	2,326	270	101%
50% RH setpoint	-	2	2,724	301	113%

Integrated Ducted Dehumidifier Option (Integrated with the Central System)

This supplemental dehumidification option involves a larger and more efficient ducted dehumidifier having 65 - 90 pint/day moisture removal capacity. The ducted dehumidifier has a fan that allows it to be integrated with the central cooling unit in a recirculation configuration (pulling air from the main zone and then supplying air into the central system supply duct). This configuration requires that the dehumidifier unit have a backflow damper to ensure that the central system supply fan does not cause air to flow backwards through the unit when the dehumidifier is off. The dehumidifier operates to maintain the humidity set point. To ensure distribution of dehumidified air, and for room air feedback to the centrally located dehumidistat, a fan control ensures that the central system fan runs a minimum of about 10 minutes each hour to provide mixing in the space, based on a recirculation turnover rate of 0.5 air changes per hour (ACH).

Integrated Ducted Dehumidifier configurations are shown in Figure 6 to Figure 10. Note the “Wye fitting” in Figure 6 where the dehumidifier duct connects with the central system duct. That typical fitting recommendation is important to help the dehumidifier outlet air move downstream in the central system duct when the central system fan is off. Without that, especially in supply plenum installations, dehumidifier air can tend to preferentially flow into a single plenum outlet rather than being more distributed. If that happens, the warm dehumidifier air (typically 105°F or higher) may make a specific room uncomfortably warm and the centrally located thermostat will not sense that.

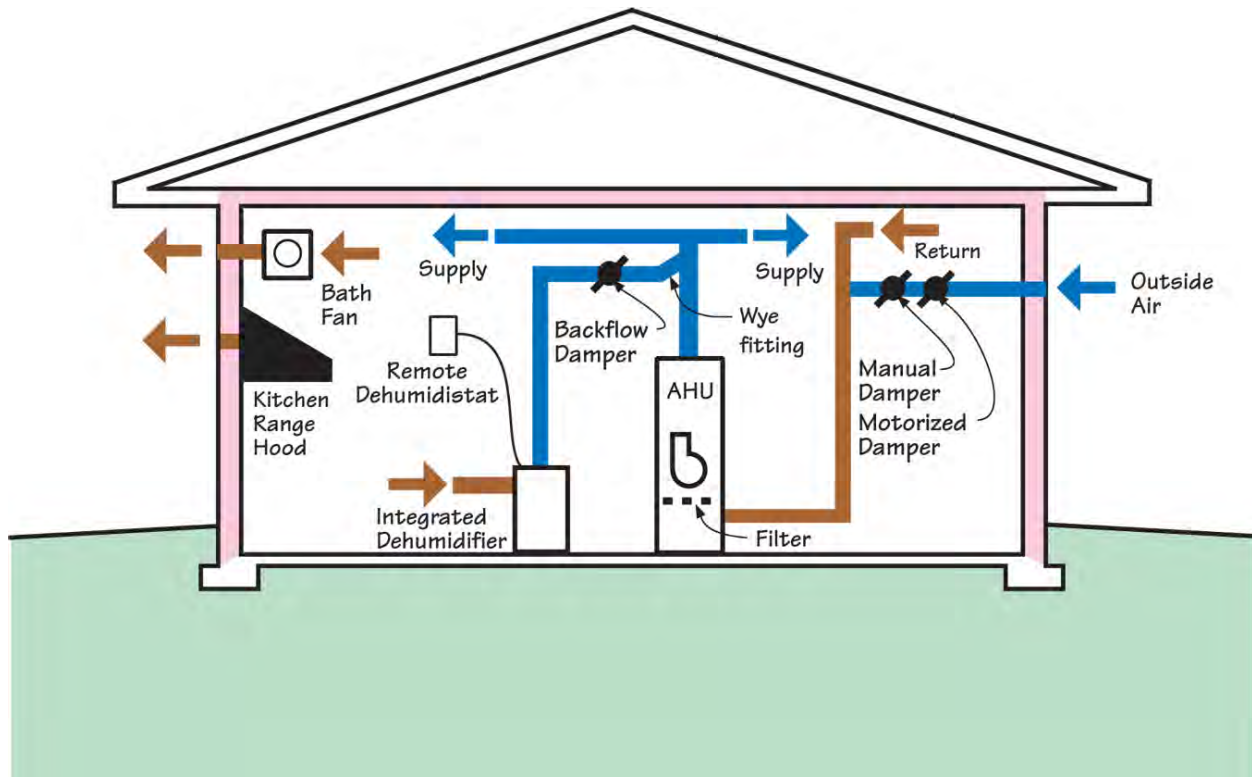


Figure 6. Integrated Ducted Dehumidifier integrated with central system, in 1-story home closet application

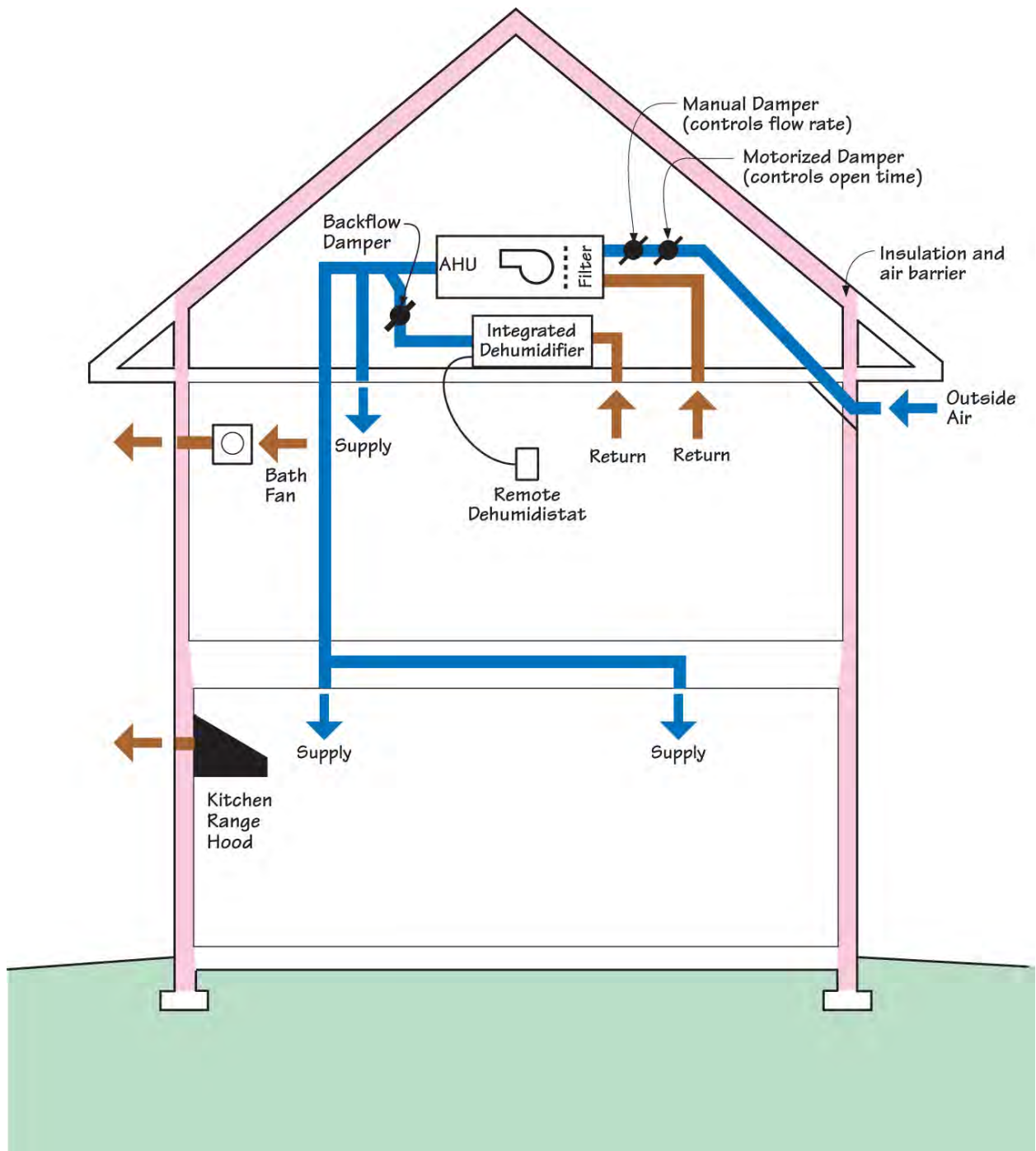


Figure 7. Integrated Ducted Dehumidifier integrated with central system, in unvented attic application



Figure 9 and Figure 10 show an Integrated Ducted Dehumidifier integrated with the central system in an unvented crawlspace and a basement application (for the few basements in the upper reaches of the warm-humid climate). In both cases, a small amount of dehumidifier supply air (10 – 15% of total flow) should be directed into the crawlspace or basement. That amount of dehumidifier air will help moderate the air conditions in those spaces without taking too much air for adequate humidity control in the conditioned living space.

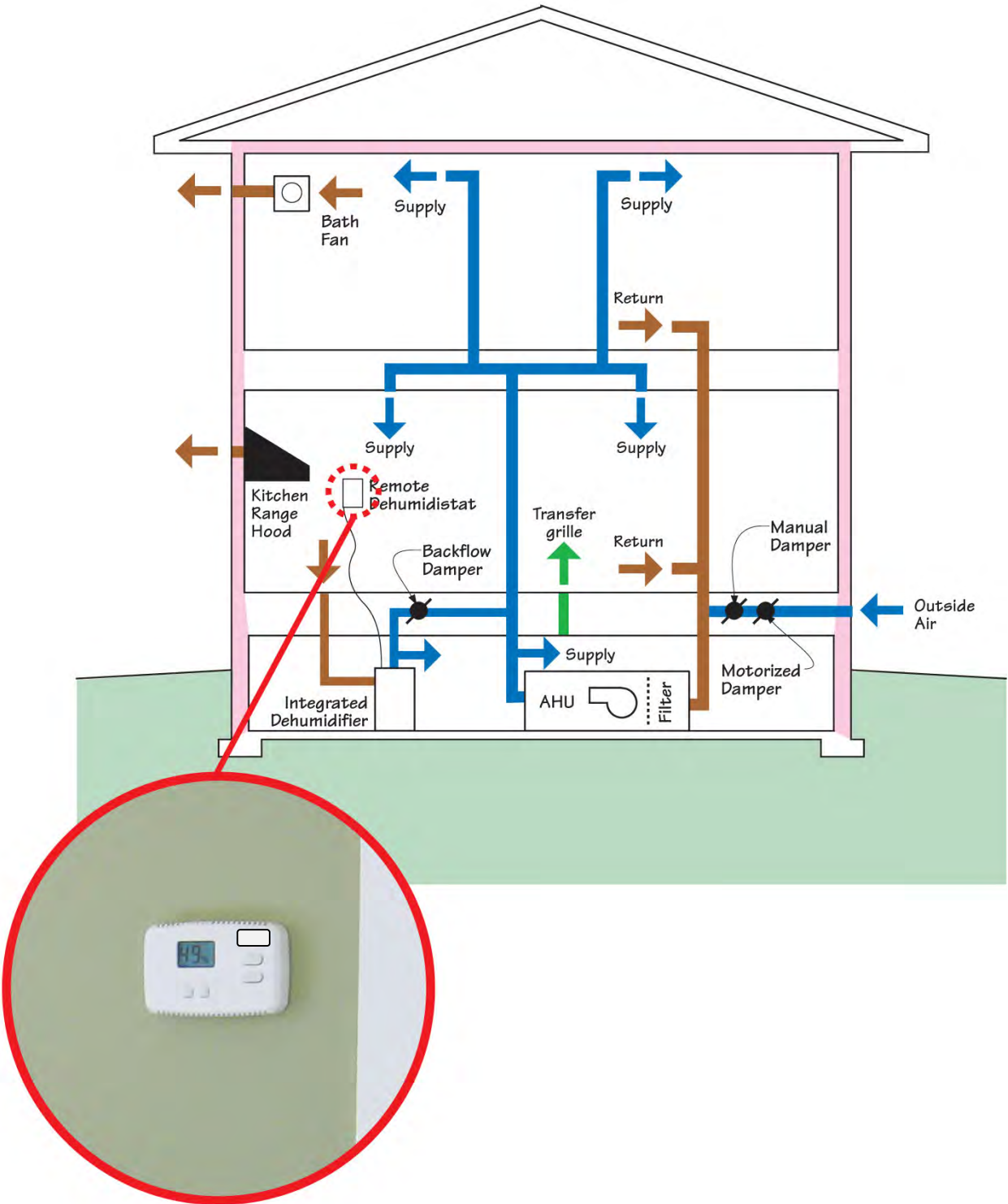


Figure 9. Integrated Ducted Dehumidifier integrated with the central system, in an unvented crawlspace application

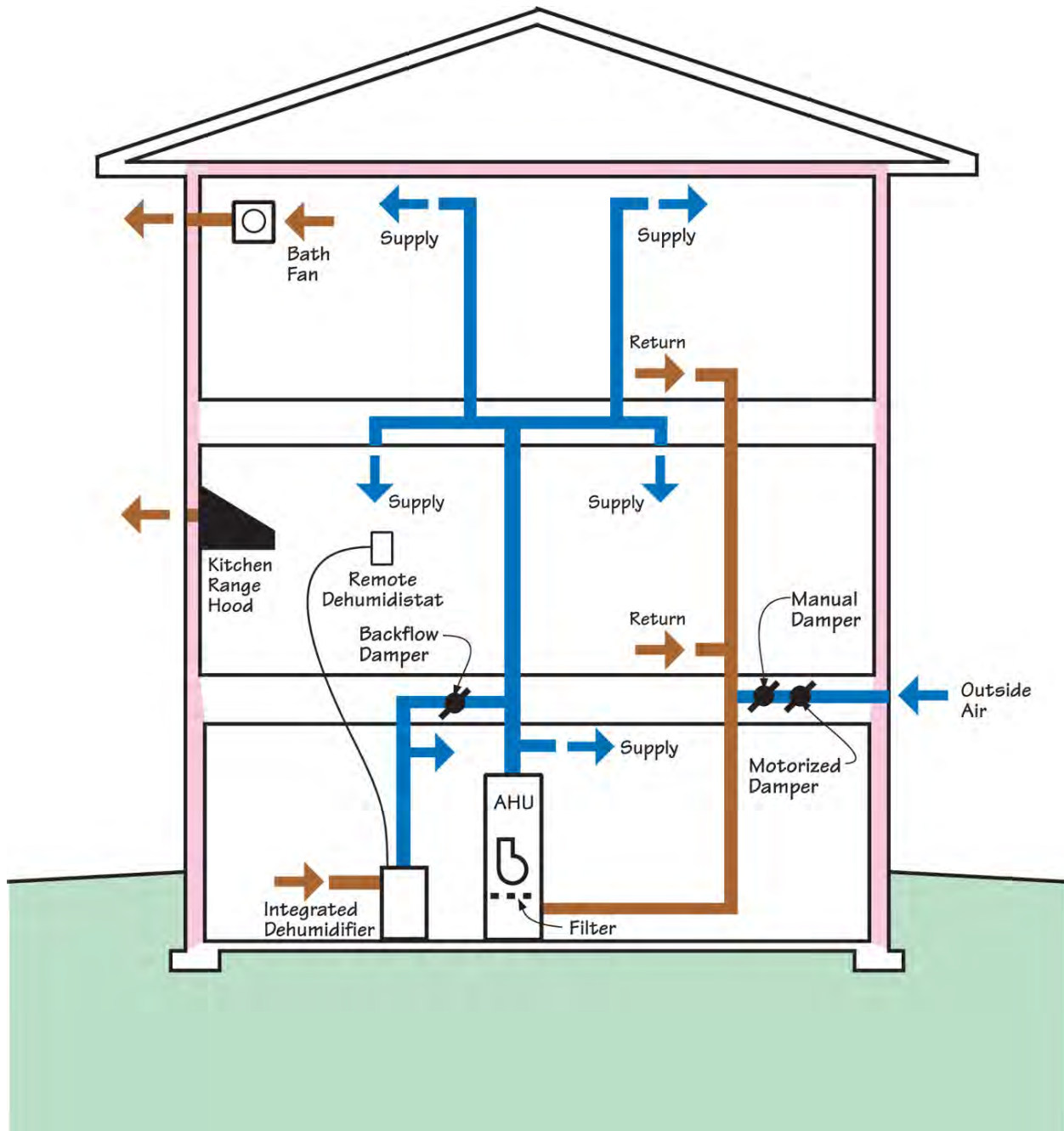


Figure 10. Integrated Ducted Dehumidifier integrated with central system, in basement application

Table 6 shows the humidity control performance of the Integrated Ducted Dehumidifier option, compared to conventional cooling. The performance is very similar to that of the Standalone Dehumidifier option, except with more moisture removal capacity and higher efficiency. As shown in Table 6, this humidity control option is effective at controlling the indoor humidity near 50 - 60% RH. For a HERS Index 50 house, the annual cost of controlling the indoor humidity to 60% RH is low (about \$10, or 1 - 4% increase in total HVAC operating costs

compared to the conventional system). Controlling indoor humidity to 50% RH increases total HVAC cost by up to \$70/yr, or 25% more than the conventional system.

Table 6. Humidity control performance of the Integrated Ducted Dehumidifier option, compared to the conventional system

	Hours Above 62% RH	Hours Above 52% RH	Total HVAC Electric without Furnace (kWh)	Total HVAC Costs with Furnace (\$)	Comparison to Conv. Sys
Miami, HERS 50, CFIS					
Conventional System	627	3,280	2,821	288	100%
Integrated Ducted Dehum					
60% RH setpoint	-	3,178	2,921	298	104%
50% RH setpoint	-	-	3,528	358	125%
Orlando, HERS 50, CFIS					
Conventional System	609	4,087	2,140	261	100%
Integrated Ducted Dehum					
60% RH setpoint	-	3,838	2,254	267	102%
50% RH setpoint	-	8	2,976	330	127%
Houston, HERS 50, CFIS					
Conventional System	234	2,281	2,261	267	100%
Integrated Ducted Dehum					
60% RH setpoint	-	2,012	2,320	270	101%
50% RH setpoint	-	-	2,691	299	112%

Subcooling Reheat Option (with Enhanced Cooling option)

Once again, this humidity control option is not a full supplemental dehumidification option because it cannot continue to operate indefinitely to control indoor humidity without unacceptably overcooling the conditioned space. This system involves a central DX cooling system with an indoor refrigerant subcooling reheat coil installed after the evaporator coil. Typically this is a two-speed, high-efficiency cooling unit. It uses the lower airflow and overcooling enhancements discussed above and also activates a subcooling reheat mode after the unmodified cooling set point is reached but indoor relative humidity is still high. In that mode, the supply air is reheated to a maximum of about 65°F, so moisture removal can continue for a time with less overcooling of the space, however, that process is still limited by the maximum 2°F overcooling allowed. Because of that, the system is less effective in controlling the indoor to 50% RH than it is in controlling to 60% RH.

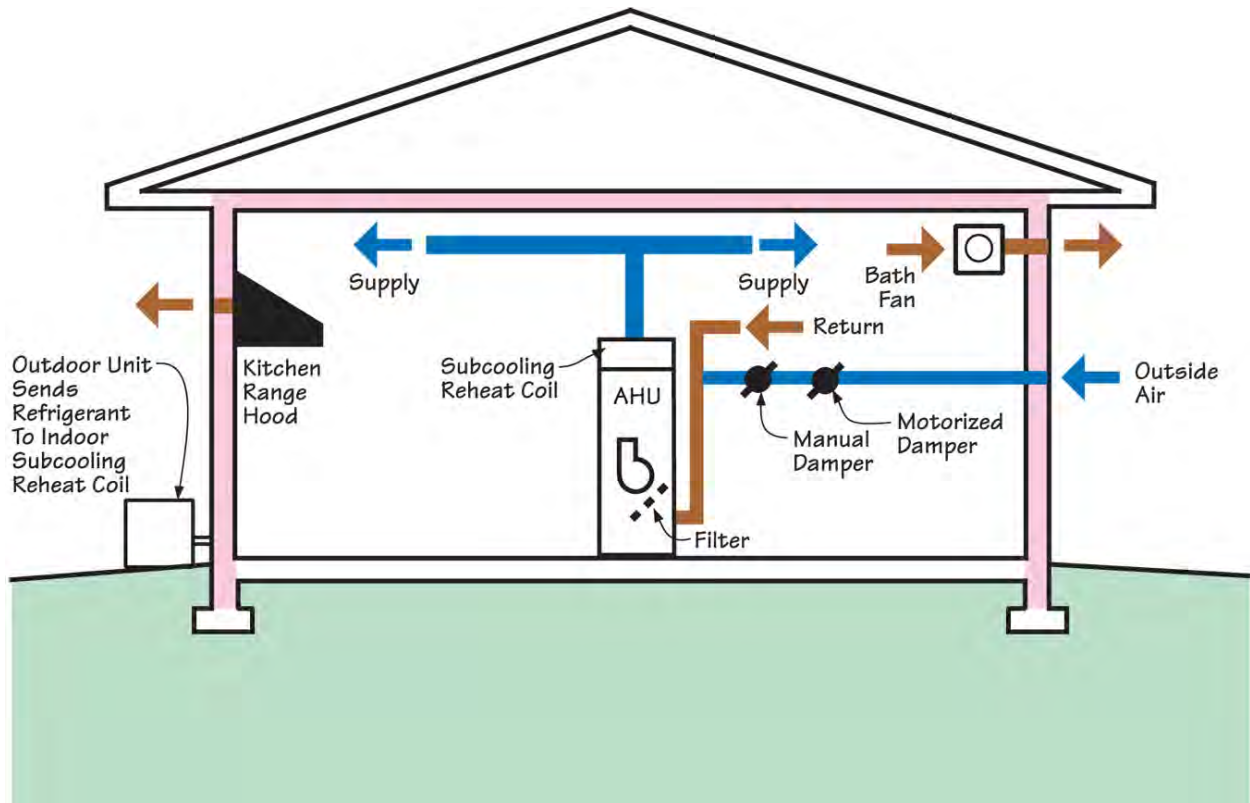


Figure 11. Enhanced Cooling with Subcooling Reheat option



Figure 12. Photo of subcooling reheat coil

Table 7 shows the humidity control performance of the Subcooling Reheat option, compared to conventional cooling. The performance is better than the Enhanced Cooling option but not as

good as the Stand-alone Dehumidifier option. As shown in Table 7, this humidity control option is effective at controlling the indoor humidity near 60% RH in Miami and Houston, but less so in Orlando. It is not very effective in controlling indoor humidity near 50% RH. For a HERS Index 50 house, the annual cost of controlling the indoor humidity to 60% RH is low (< \$10, or 1 – 3% increase in total HVAC operating costs compared to the conventional system). Attempting to control indoor humidity near 50% RH increases total HVAC cost by up to \$60/yr, or 20% more than the conventional system.

Table 7. Humidity control performance of the Subcooling Reheat option, compared to the conventional system

	Hours Above 62% RH	Hours Above 52% RH	Total HVAC Electric without Furnace (kWh)	Total HVAC Costs with Furnace (\$)	Comparison to Conv. Sys
Miami, HERS 50, CFIS					
Conventional System	627	3,280	2,821	288	100%
Subcooling Reheat					
60% RH setpoint	64	3,203	2,916	297	103%
50% RH setpoint	-	256	3,412	348	121%
Orlando, HERS 50, CFIS					
Conventional System	609	4,087	2,140	261	100%
Subcooling Reheat					
60% RH setpoint	287	3,976	2,216	268	103%
50% RH setpoint	45	1,035	2,736	322	123%
Houston, HERS 50, CFIS					
Conventional System	234	2,281	2,261	267	100%
Subcooling Reheat					
60% RH setpoint	75	2,134	2,298	270	101%
50% RH setpoint	-	350	2,615	298	112%

Full Condensing and Subcooling Reheat Option

Central DX cooling system with modulating hot gas reheat providing full condensing and subcooling at an indoor reheat coil. Overall, this is the best performing supplemental dehumidification option. The refrigeration cycle operates more efficiently than the subcooling reheat system, it avoids overcooling (cooling below the requested set point), and avoids adding unnecessary heat to the space by using just the right amount of waste heat from the cooling system to reheat the cooled and dehumidified supply air to room-neutral temperature. Operation of this option can continue indefinitely until the RH set point is met without overcooling.

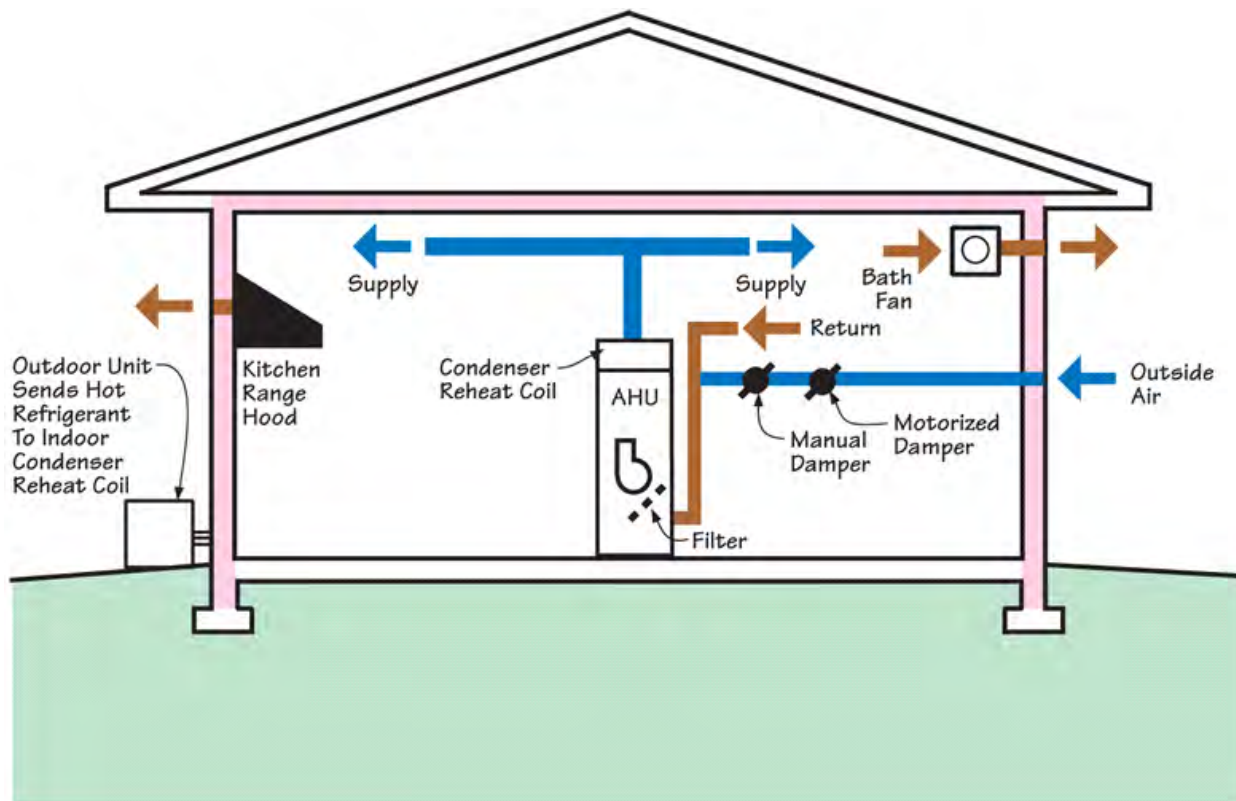


Figure 13. Full Condensing and Subcooling Reheat option, with modulating hot gas reheat, supplying dry air at room neutral temperature




Figure 14. Outdoor (left) and indoor (right) units of the Full Condensing and Subcooling Reheat option; the outdoor unit shows the three refrigerant connections to the indoor unit; the indoor unit shows the condenser reheat coil at the top




Figure 15. Controller with detailed settings and on-board diagnostics for the Full Condensing and Subcooling Reheat option with modulating hot gas reheat

Table 8 shows the humidity control performance of the Full Condensing and Subcooling Reheat option, compared to conventional cooling. This is the most energy efficient option for effectively controlling indoor relative humidity near 50% RH. As shown in Table 8, this supplemental dehumidification control option is effective at controlling the indoor humidity near 50 - 60% RH in all three warm-humid climate locations. There are a relatively small number of hours that remain slightly above the desired RH set point compared to the Stand-alone Dehumidifier or Integrated Ducted Dehumidifier options. That is because those systems can provide supplemental dehumidification in parallel operation with the central cooling system whereas this system provides supplemental dehumidification in series (i.e. the priority of this system is to meet the temperature set point first, then the RH set point). For a HERS Index 50 house, the annual cost of controlling the indoor humidity to 60% RH is modest (< \$15, or 4 – 6% increase in total HVAC operating costs compared to the conventional system). Controlling indoor humidity near 50% RH increases total HVAC cost up to \$35/yr, or 8 - 13% more than the conventional system.

Table 8. Humidity control performance of the Full Condensing and Subcooling Reheat option, compared to the conventional system

	Hours Above 62% RH	Hours Above 52% RH	Total HVAC Electric without Furnace (kWh)	Total HVAC Costs with Furnace (\$)	Comparison to Conv. Sys
Miami, HERS 50, CFIS					
Conventional System	627	3,280	2,821	288	100%
Full Condensing Reheat					
60% RH setpoint	14	3,102	2,989	305	106%
50% RH setpoint	-	30	3,141	320	111%
Orlando, HERS 50, CFIS					
Conventional System	609	4,087	2,140	261	100%
Full Condensing Reheat					
60% RH setpoint	13	3,716	2,300	276	106%
50% RH setpoint	-	50	2,465	294	113%
Houston, HERS 50, CFIS					
Conventional System	234	2,281	2,261	267	100%
Full Condensing Reheat					
60% RH setpoint	12	1,977	2,402	279	104%
50% RH setpoint	-	60	2,498	288	108%

DX Condenser-Regenerated Desiccant Dehumidifier Option

This supplemental dehumidification option involves a combination of DX refrigeration and desiccant drying in a ducted dehumidifier. The desiccant system is regenerated by condenser waste heat from the internal DX compressor. The advantage of this system is the ability to dry air to levels below 50% RH whenever that is desired, for example, for better dust mite control. This ducted unit has a fan that allows it to be integrated with the central cooling unit in a recirculation configuration (pulling air from the main zone and then supplying air into the central system supply duct). This configuration requires that the dehumidifier unit have a backflow damper to ensure the central system supply fan does not cause air to flow backwards through the unit when the dehumidifier is off. The dehumidifier operates to maintain the humidity set point. To ensure distribution of dehumidified air, and for room air feedback to the centrally located dehumidistat, a fan control ensures that the central system fan runs a minimum of about 10 minutes each hour to provide mixing in the space, based on a recirculation turnover rate of 0.5 air changes per hour (ACH).

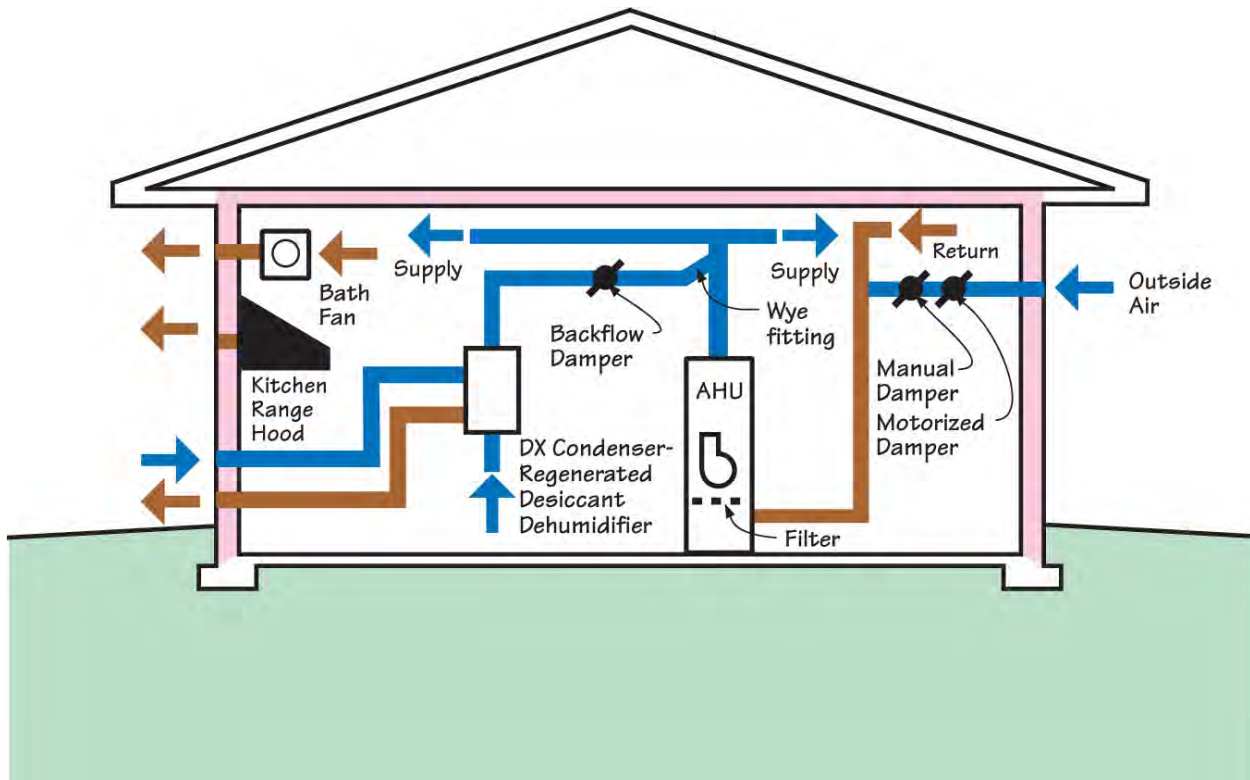


Figure 16. DX Condenser-Regenerated Desiccant Dehumidifier option

Table 9 shows the humidity control performance of the DX Condenser-Regenerated Desiccant Dehumidifier option, compared to conventional cooling. This supplemental dehumidification option works very much like the Integrated Ducted Dehumidifier option except for having more moisture removal capacity at lower relative humidity. This commercial-building-type system will effectively control indoor relative humidity below 50% RH in all three warm-humid climate locations. As shown in Table 9, for a HERS Index 50 house, the annual cost of controlling the indoor humidity to 60% RH is low (< \$10, or 1 – 4% increase in total HVAC operating costs compared to the conventional system). Controlling indoor humidity near 50% RH increases total HVAC cost up to \$75/yr, or 11 - 28% more than the conventional system.

Table 9. Humidity control performance of the DX Condenser-Regenerated Desiccant Dehumidifier option, compared to the conventional system

	Hours Above 62% RH	Hours Above 52% RH	Total HVAC Electric without Furnace (kWh)	Total HVAC Costs with Furnace (\$)	Comparison to Conv. Sys
Miami, HERS 50, CFIS					
Conventional System	627	3,280	2,821	288	100%
DX Cond-Regenerated Desiccant					
60% RH setpoint	-	3,144	2,915	297	103%
50% RH setpoint	-	-	3,512	357	124%
Orlando, HERS 50, CFIS					
Conventional System	609	4,087	2,140	261	100%
DX Cond-Regenerated Desiccant					
60% RH setpoint	-	3,790	2,239	269	103%
50% RH setpoint	-	-	2,926	335	128%
Houston, HERS 50, CFIS					
Conventional System	234	2,281	2,261	267	100%
DX Cond-Regenerated Desiccant					
60% RH setpoint	-	2,006	2,304	270	101%
50% RH setpoint	-	-	2,639	297	111%

Gas-Regenerated Desiccant Dehumidifier Option

This supplemental dehumidification option is a gas-regenerated desiccant dehumidifier. The unit uses desiccant to further dehumidify high RH supply air coming off the conventional cooling system evaporator. It regenerates the desiccant by pulling in regeneration air from outdoors and then heating it via a gas burner and exhausting it back to outdoors. The 400 cfm unit has a dehumidification capacity of 145 pint/day (6.3 lb/h) at AHAM rating conditions. Gas consumption is 10,000 Btu/h. The advantage of this system is the ability to dry to levels below 50% RH whenever that is desired, for example, for better dust mite control. The dehumidifier and the central system must operate together to maintain the humidity set point.

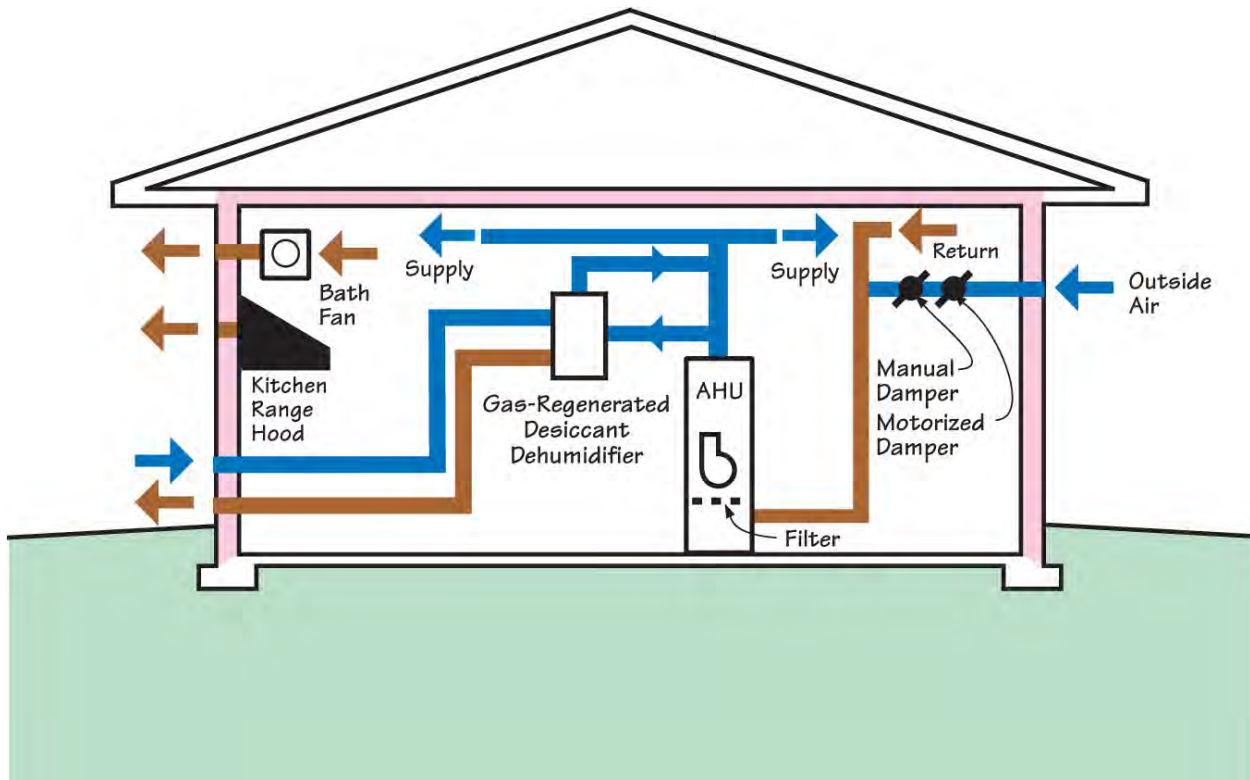


Figure 17. Gas-Regenerated Desiccant Dehumidifier option

Table 10 shows the humidity control performance of the Gas-Regenerated Desiccant Dehumidifier option, compared to conventional cooling. This supplemental dehumidification option has high moisture removal capacity at lower relative humidity. This commercial-building-type system will effectively control indoor relative humidity below 50% RH in all three warm-humid climate locations, but it has the highest operating cost. As shown in Table 10, for a HERS Index 50 house, the annual cost of controlling the indoor humidity to 60% RH is modest (up to \$25, or 1 – 9% increase in total HVAC operating costs compared to the conventional system). Controlling indoor humidity near 50% RH increases total HVAC cost up to \$190/yr, or 23 - 67% more than the conventional system.

Table 10. Humidity control performance of the Gas-Regenerated Desiccant Dehumidifier option, compared to the conventional system

	Hours Above 62% RH	Hours Above 52% RH	Total HVAC Electric without Furnace (kWh)	Total HVAC Costs with Furnace (\$)	Comparison to Conv. Sys
Miami, HERS 50, CFIS					
Conventional System	627	3,280	2,821	288	100%
Gas-Regenerated Desiccant					
60% RH setpoint	-	6,982	2,806	314	109%
50% RH setpoint	-	-	3,198	480	167%
Orlando, HERS 50, CFIS					
Conventional System	609	4,087	2,140	261	100%
Gas-Regenerated Desiccant					
60% RH setpoint	-	7,207	2,119	279	107%
50% RH setpoint	-	-	2,482	434	167%
Houston, HERS 50, CFIS					
Conventional System	234	2,281	2,261	267	100%
Gas-Regenerated Desiccant					
60% RH setpoint	-	4,010	2,234	270	101%
50% RH setpoint	-	-	2,443	329	123%

Ensuring Success

Enhanced Cooling Option:

1) Activate the lower airflow (cfm/ton) and overcooling at 50% RH set point or lower to be as effective as possible.

Stand-alone Dehumidifier Option:

1) The dehumidifier closet must have a louvered door for air transfer, and the closet should be close to the central system return air intake grille.
2) A remote dehumidistat in a representative living space location works better than a dehumidistat on the unit.

Stand-alone Ducted Dehumidifier Option:

1) Keep a good distance between the dehumidifier inlet and outlet grilles to avoid air short-circuiting.
2) Supply the warm, dehumidified air in a location that will not cause occupant discomfort or adversely affect temperature near the thermostat or dehumidistat.
3) A remote dehumidistat in a representative living space location works better than a dehumidistat on the unit.

Integrated Ducted Dehumidifier Option:

1) Use a Wye fitting where the dehumidifier supply duct connects to the central system supply duct/plenum. This will help move the air more uniformly through the duct system.
2) Use a backflow damper in the dehumidifier outlet duct.
3) A remote dehumidistat in a representative living space location works better than a dehumidistat on the unit.

Subcooling Reheat Option:

1) Activate at 50% RH setpoint for best possible humidity control.
2) Inform the occupants of the operation, as overcooling may elicit occupant comfort complaints.

Full Condensing Reheat Option:

1) Set the supply air temperature control set point for the expected room neutral temperature.

DX Condenser-Regenerated Desiccant Option:

1) Use a Wye fitting where the dehumidifier supply duct connects to the central system supply duct/plenum.
2) Use a backflow damper in the dehumidifier outlet duct.
3) Do a good job of air sealing the two duct penetrations through the building enclosure and locate them so as to avoid air short-circuiting.

Verification Procedures and Tests

Space conditioning equipment is only as good as its installation. For example, as obvious as it may seem, where a standalone dehumidifier is installed in a closet with a louvered door, make sure the discharge air faces the louvered door. Stand-alone dehumidifiers come with different air discharge configurations and if the warm-dry air is directed towards a side or back wall, the unit will cycle frequently and operate inefficiently.

All of the equipment discussed in this guideline condenses water from air. That water needs to be properly drained or pumped away. Verification to ensure that the drain pans slopes slightly towards the drain outlet ensures that little water will be stored in the system. Regular maintenance to make sure the drain pans and condensate lines are clean and draining properly is important. A secondary drain pan and associated piping should be installed in case of a primary drain failure, especially when the equipment is installed over any water sensitive material. Air filtration not only protects the equipment coils from getting dirty or clogged, but can improve indoor air quality by removing particle contaminants. Verify that the manufacturer's equipment maintenance literature is available to the occupant and that expected maintenance procedures have been explained to them.

Finally test and verify that the controls that operate the dehumidifier, and the central system where applicable, have been properly wired and are functioning in all modes as intended. Verify the proper RH set point and explain the reason for that setting to the occupant. In general, the RH set point should be set high enough (about 60% RH) in summer so that the dehumidifier does not need to operate when the cooling system is regularly operating. Outside of the regular cooling season, the dehumidifier RH set point can be set lower (50 – 55% RH) to provide additional comfort control.

References

- BSC (2006). “Systems Engineering Approach To Development Of Advanced Residential Buildings, 11.B.1 Results Of Advanced System Research.” Building Science Corporation, Somerville, MA. Project 6 – Enhanced Dehumidifying Air Conditioner of Final Report to U.S. Dept. of Energy under Task Order No. Kaax-3-32443-00 Under Task Ordering Agreement No. Kaax-3-32443-10. Midwest Research Institute, National Renewable Energy Laboratory Division, Golden, CO.
- CMHC. (2009). “About Your House: Choosing a Dehumidifier.” CE 27. Canada Mortgage and Housing Corporation. Ottawa, Ontario, Canada. www.cmhc.ca.
- EPA. (2011). ENERGY STAR® Program Requirements Product Specification for Dehumidifiers, Eligibility Criteria Version 3.0. U.S. Environmental Protection Agency. Washington, D.C. www.energystar.gov.
- Henderson, H.I., D.B. Shirey and R. Raustad. (2007). ‘Closing the Gap: Getting Full Performance from Residential Central Air Conditioners, Task 4 – Develop New Climate-Sensitive Air Conditioner, Simulation Results and Cost Benefit Analysis,’ Final Report, FSEC-CR-1716-07. Cocoa, FL: Florida Solar Energy Center.
<http://www.fsec.ucf.edu/en/publications/pdf/FSEC-CR-1716-07.pdf>.
- Henderson, H.I., D.B. Shirey and C.K. Rice. (2008). ‘Can Conventional Cooling Equipment Meet Dehumidification Needs for Homes in Humid Climates,’ Proceedings of the ACEEE Summer Study on Energy Efficiency in Buildings. Washington, D.C.: American Council for an Energy-Efficient Economy.
- RESNET (2013). “Mortgage Industry National Home Energy Rating Systems Standards.” Residential Energy Services Network, Inc., Oceanside, CA. January.
- Rudd, Armin, Joseph Lstiburek and Kohta Ueno. (2003). “Residential dehumidification and ventilation systems research for hot-humid climates,” Proceedings of 24th AIVC and BETEC Conference, Ventilation, Humidity Control, and Energy, Washington, US, pp.355–60. 12-14 October. Air Infiltration and Ventilation Centre, Brussels, Belgium.
- Rudd, Armin (2004). “Results of Advanced Systems Research, Deliverable Number 5.C.1” Project 3 – Supplemental Humidity Control Systems, pg. 8-10 of Final Report to U.S. Dept. of Energy under Task Order No. KAAX-3-32443-05 under Task Ordering Agreement No. KAAX-3-32443-00, pg. 8-10, October 29. Midwest Research Institute, National Renewable Energy Laboratory Division, Golden, CO.

Rudd, A., J. Lstiburek, and K. Ueno (2005). Residential dehumidification systems research for hot-humid climates. U.S. Department of Energy, Energy Efficiency and Renewable Energy, NREL/SR-550-36643. www.nrel.gov/docs/fy05osti/36643.pdf.

Rudd, Armin (2006). “Systems Engineering Approach To Development Of Advanced Residential Buildings, 11.B.1 Results Of Advanced System Research.” Project 6 – Enhanced Dehumidifying Air Conditioner of Final Report to U.S. Dept. of Energy under Task Order No. Kaax-3-32443-00 under Task Ordering Agreement No. Kaax-3-32443-10. Midwest Research Institute, National Renewable Energy Laboratory Division, 1617 Cole Boulevard, Golden, CO.
Rudd, A. and H.I. Henderson (2007a). ‘Monitored Indoor Moisture and Temperature Conditions in Humid Climate U.S. Residences’. DA-07-046. ASHRAE Transactions Vol. 113. Pt. 1. January.

Rudd, Armin (2007b). “Systems Engineering Approach To Development Of Advanced Residential Buildings, 14.B.1 Results Of Advanced Systems Research”, Project 1 – Enhanced Dehumidifying Air Conditioning of Final Report To U.S. Dept. of Energy under Task Order No. Kaax-3-32443-14 under Task Ordering Agreement No. Kaax-3-32443-00. Midwest Research Institute, National Renewable Energy Laboratory Division, 1617 Cole Boulevard, Golden, CO.

Rudd, Armin, Hugh I. Henderson, Jr., Daniel Bergey, Don B. Shirey (2013). “ASHRAE 1449-RP: Energy Efficiency and Cost Assessment of Humidity Control Options for Residential Buildings.” Research Project Final Report submitted to American Society of Heating Refrigeration and Air-Conditioning Engineers, Atlanta, GA.

Rudd, Armin (2013). “Supplemental Dehumidification in Warm-Humid Climates.” Draft Technical Report prepared for the National Renewable Energy Laboratory, Golden, CO, on behalf of the U.S. Department of Energy’s Building America Program, Office of Energy Efficiency and Renewable Energy, Washington, D.C. May.

Rudd, Armin. (2013b). “Expert Meeting: Recommended Approaches to Humidity Control in High Performance Homes.” Prepared for: The National Renewable Energy Laboratory, Golden, CO, on behalf of the U.S. Department of Energy’s Building America Program, Office of Energy Efficiency and Renewable Energy. <http://www.nrel.gov/docs/fy13osti/57483.pdf>.

Shirey, D.B., H.I. Henderson and R. Raustad. (2006). ‘Understanding the Dehumidification Performance of Air-Conditioning Equipment at Part-Load Conditions,’ Final Report, FSEC-CR-1537-05. Cocoa, FL: Florida Solar Energy Center. <http://www.fsec.ucf.edu/en/publications/pdf/FSEC-CR-1537-05.pdf>.

buildingamerica.gov

U.S. DEPARTMENT OF
ENERGY | Energy Efficiency &
Renewable Energy

DOE/GO-000000-0000 • Month Year

Printed with a renewable-source ink on paper containing at least 50% wastepaper, including 10% post-consumer waste.

BA-1310: Supplemental Dehumidification in Warm-Humid Climates

About this Report

This report was prepared with the cooperation of the U.S. Department of Energy's Building America Program.

Direct all correspondence to: Building Science Corporation, 30 Forest Street, Somerville, MA 02143.

Limits of Liability and Disclaimer of Warranty:

Building Science documents are intended for professionals. The author and the publisher of this article have used their best efforts to provide accurate and authoritative information in regard to the subject matter covered. The author and publisher make no warranty of any kind, expressed or implied, with regard to the information contained in this article.

The information presented in this article must be used with care by professionals who understand the implications of what they are doing. If professional advice or other expert assistance is required, the services of a competent professional shall be sought. The author and publisher shall not be liable in the event of incidental or consequential damages in connection with, or arising from, the use of the information contained within this Building Science document.